

Student Satisfaction Survey Session 2023-24

In academic year 2023-24 feedback on curriculum aspects were collected. The feedback from students on design and development of curriculum was obtained online through google form based on structured questionnaire which included 20 questions on various aspects of curriculum and suggestion for further improvement. The parameters for the feedback were analysed for five satisfaction levels. 991 students fill the feedback form.

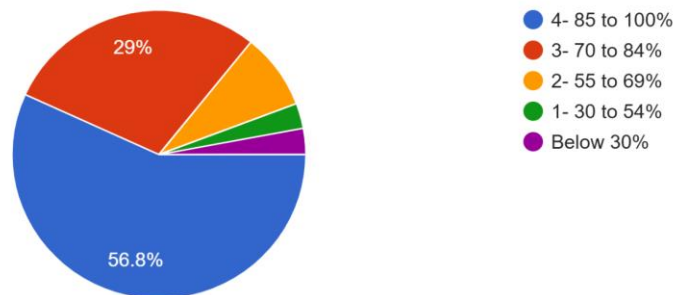
Feedback Analysis Process

The IQAC takes feedback from all the stakeholders of the institution- students and teachers at the end of each academic year on the following parameters:

1. Teaching quality- To understand the quality of the teaching learning process adopted by the Institution and the benefits the scholars receive from such processes.
2. Faculty/Mentor access- To understand the accessibility of the faculty members and the quality of mentorship they provide to the scholars.
3. Institutional activities- To understand the satisfaction level of the stakeholders with respect to the programmes conducted by the institution.
4. Course curriculum and its relevance- To understand the satisfaction level of the stakeholders with respect to the course curriculum provided by the institution, whether it helps the scholars in the skill development and employability, whether there is a need to update curriculum, or introduce a new course?
5. Library access and facilities- To understand the satisfaction level of the stakeholders with respect to the access to the library and facilities provided such as availability of adequate number of new and revised editions of books, journals, periodicals and magazines.
6. Institutional facilities- To understand the benefits and satisfaction level of the stakeholders with respect to the facilities available at the institution such as the clean and hygienic canteen, washrooms, computer labs, green and eco friendly campus, and inclusive- friendly campus.
7. Academic activities- To understand the satisfaction level of the stakeholders and the benefits the scholars get from internships, workshops, colloquiums, study- circles, seminars, and conferences conducted by the institution.
8. Evaluation process- To understand the satisfaction level of the stakeholders with respect to the fair evaluation process carried out at the institution. The feedback on the above parameters were collected from all the stakeholders and analysed. The feedback report was then shared with the concerned committee members, and the faculty members to decide the further action plan.

How much of the syllabus was covered in the class?

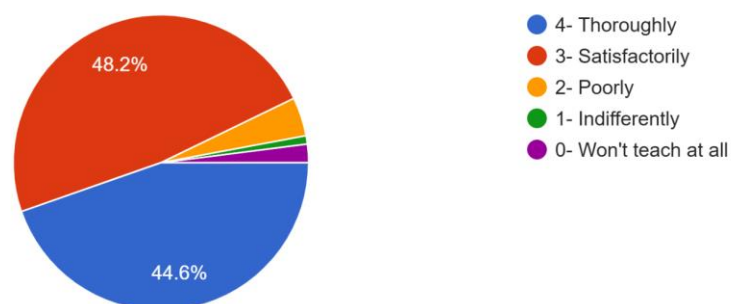
991 responses



Out of 991 students, 56.8% students strongly agree that the course content is covered effectively [85 to 100%], 29% students agree for the course was completed 70 to 84%, 11.9% students choose for 55 to 69% and 9.8 % students agree for 30 to 54 % completion of the course while remaining views are neutral,. So, it can be concluded that there is agreement among students that the course was completed by the respective subject teachers.

How well did the teachers prepare for the classes?

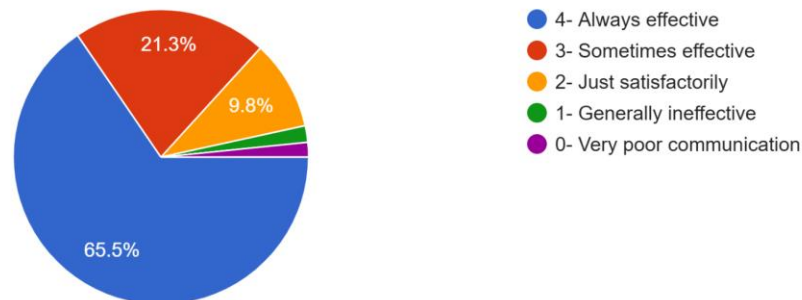
990 responses



Among the 990 students 44.6% students agreed that the teachers prepares thoroughly for the classes while 48.2% students choose a satisfactory option, 8% were not satisfied and opt poorly option and the remaining students are neutral

How well were the teachers able to communicate?

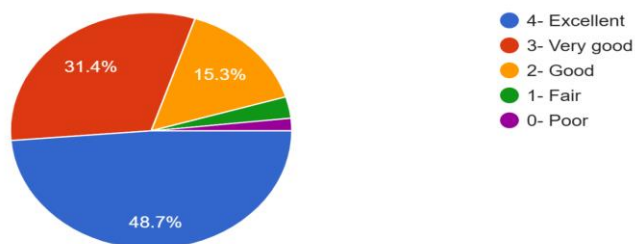
990 responses



Among the 990 responses 65.5 % students strongly agree that the teachers are always effective to communicate,21.3% students agree, 9.8% students were opted for satisfactory while the rest are neutral

The teacher's approach to teaching can best be described as

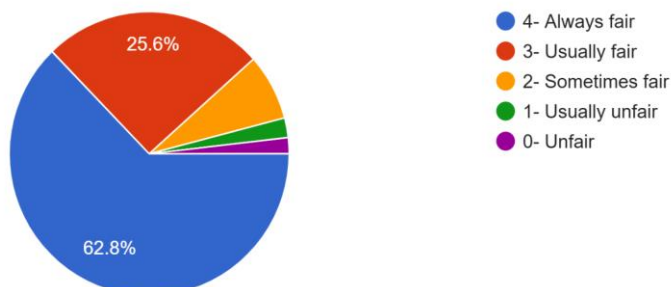
988 responses



Among the 988 responses 48.7 % students strongly agreed with the teachers approach to teaching ,31.4% students agree, 15.3% students opted for good while the rest are neutral and the remaining students disagreed with the view.

Fairness of the internal evaluation process by the teachers.

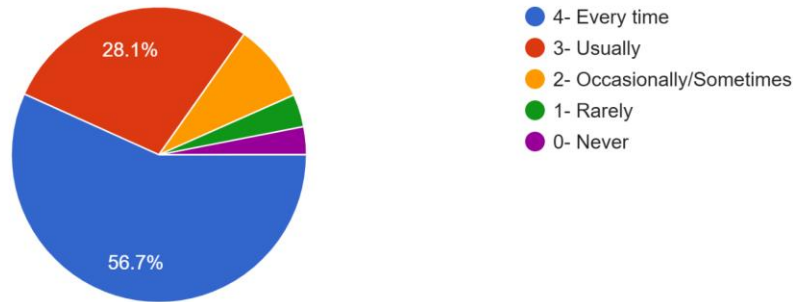
981 responses



981 students responded to this question and 62.8% opted for always fair while 25.6% agree for usually fair ,while 9.1% students found it sometimes fair and remaining students were not able to decide

Was your performance in assignment discussed with you?

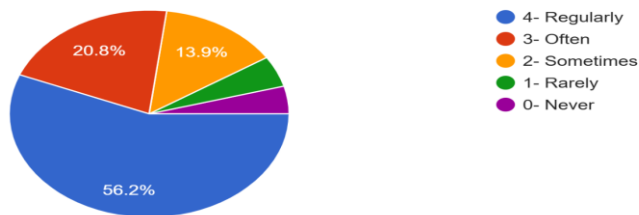
980 responses



Out of 980 responses 56.7% students agree to great extent that the performance in the assignment were discussed with the students while 28.1% students satisfied with the view while 17.7% students moderately agree with the view.

The institute takes active interest in promoting internship, student exchange, field visit opportunities for students.

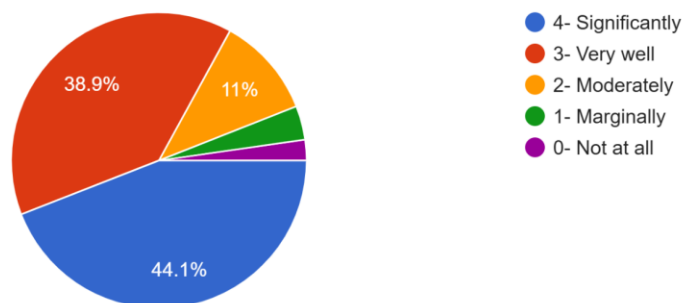
974 responses



Out of 974 responses 56.2% students strongly agree that the institution takes active interest in promoting internship field visit 20.8.% students agreed with the view while 13.9% students were opted for moderately and rest were neutral.

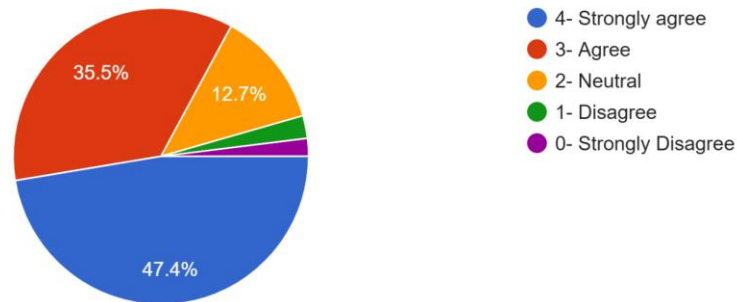
The teaching and mentoring process in your institution facilities you in cognitive, social and emotional growth.

971 responses



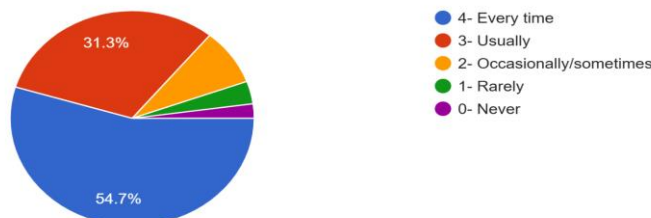
Out of 971 responses 44.1% students strongly agree that the mentoring process facilitates very well, 38.9% students agreed with the view while 11% students were opted for moderately and rest were neutral.

The institution provides multiple opportunities to learn and grow.
971 responses



Out of 971 responses 47.4% students strongly agree that the institution provides multiple opportunities to learn and grow, 35.5% students agreed with the view while 12.7% students were neutral and rest of the students disagree with the view.

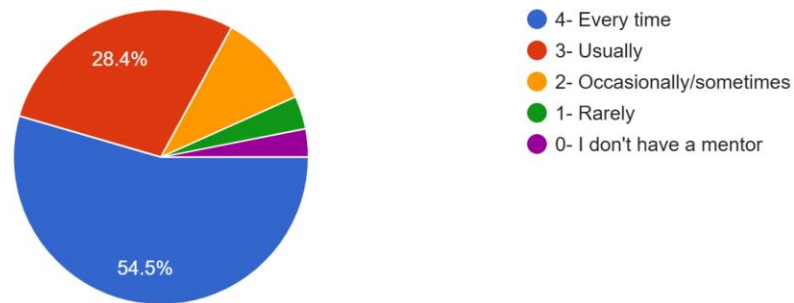
Teachers inform you about your expected competencies, course outcomes and program outcomes.
969 responses



969 students responded to this question and 54.7% opted for every time while 31.3% agree for usually ,while 12.1% students found that the teachers inform about CO and PO and remaining students were not able to decide

Your mentor does a necessary follow-up with an assigned task to you.

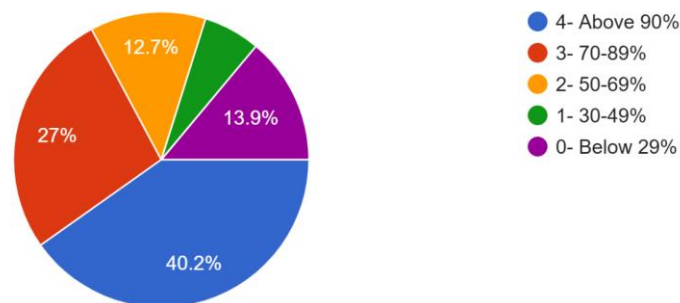
967 responses



Among the 967 responses 54.5% students strongly agreed with the mentor approach every time ,28.4% students with usually, 12.6% students opted for sometime while the remaining students disagreed with the view.

What percentage of teachers used ICT tools such as LCD projector, Multimedia, etc. while teaching.

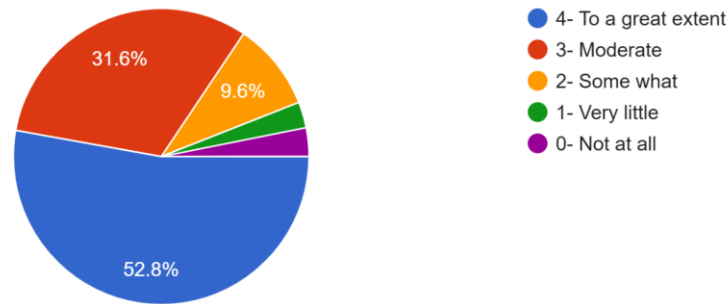
963 responses



Out of 963 students 40.2% strongly agree that the course content is covered by using ICT tools, 27% students agree for the same 12.7% students opted for 50 – 69% usage of the ICT tools 13.9% students disagree for the inclusion of ICT tools

Efforts are made by the institute/teachers to inculcate soft skills, life skills and employability skills to make you ready for the world of work.

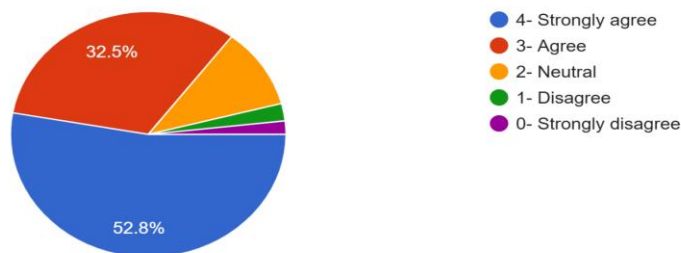
956 responses



Total 956 students answered this question. Among 956 students 52.8% opted for to a great extent that efforts are made by the institution to inculcate 31.8 % choose the moderate option while 9.6% students opted the somewhat option

Teachers encourage you to participate in extracurricular activities.

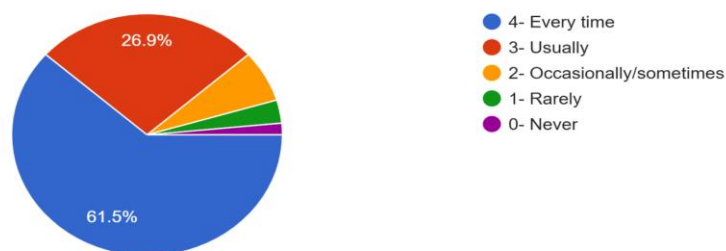
962 responses



Out of 962 students 52.8% strongly agree that the teachers encourages to participate in extra curricular activities,32.5.% students agree for the same 13.7% students are neutral while the rest of the students remain neutral

The teachers illustrate the concept through example and application.

970 responses

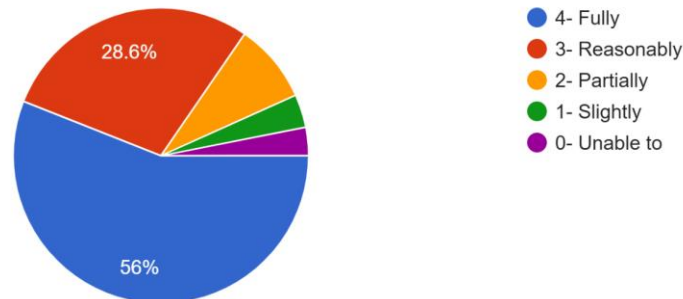


Among the 970 responses 61.5% % students strongly agreed ,26.9% students agree, 11.6% students opted for good while the rest are neutral and the

remaining students disagreed with the view that teachers illustrate the topic through example

The teachers identify your strength and encourage you with providing right level of challenges.

968 responses



Among the 968 responses 56% % students fully agreed ,28.6% students reasonably agree, 10.6% students opted for partially while the rest are neutral and the remaining students disagreed with the view that teachers identify the strength of students

Teachers are able to identify your weaknesses and help you to overcome them.

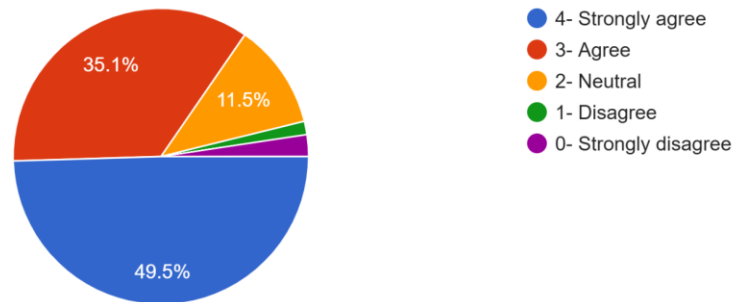
967 responses



Out of 967 students 54.7% strongly agree that the teachers identify weakness of student and help them to overcome it ,28% students agree for the same 9.4% students opted the option sometimes while the rest of the students remain neutral

The institution makes effort to engage students in the monitoring, review and continuous quality improvement of the teaching learning process.

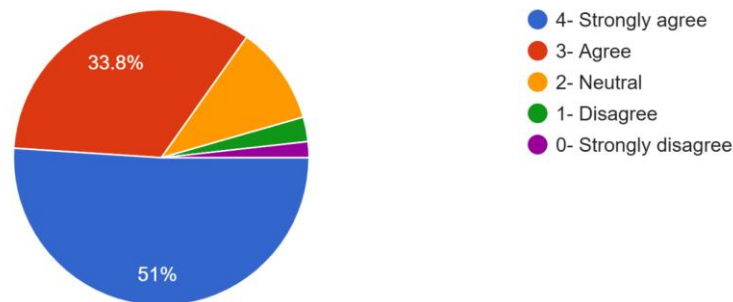
963 responses



Out of 963 students 49.5% strongly agree that the institution engage students in monitoring ,35.1.% students agree for the same 11.5% students are neutral while the rest of the students di

The overall quality of teaching-learning process in your institute is very good.

968 responses



Out of 968 students 51% strongly agree that the overall quality of teaching learning process is very good 33.8.% students agree for the same 14.6% students are neutral while the rest of the students disagree with this point

Suggestion:

To encourage active learning

To measure the student outcome and improve

To encourage student empowerment

To connect to students individually

To ensure the teachers curriculum knowledge

Orientation recommended for teachers for effective communication and mentoring of the students


IQAC Coordinator


Incharge Principal
C.M. Jyoti G. College
Mumbai (C.G.)
Principal